



B33AG105B001
MG Set Couplings
Boxes 1 – 3

Date Last Revised: 08/08/2005

Box # 1

Couplings (Items A1 & A2)

	
<p>Size # 9 – Type CM Fast's Full Flex Couplings</p> <p>Item A1 Serial # 9001393-01 PQC # 0502 Item A2 Serial # 9001393-01 PQC # 0502</p> <p>Approximate Dimensions: 6' 1" L x 3' 7" W x 3' 2" H Approximate Weight: 1,896 lbs.</p>	<p><u>Misc. Parts - A1 & A2:</u></p> <ul style="list-style-type: none">• Motor Shaft Key (2), Size: 2 x 1 3/4" x 9.81• Fluid Drive Shaft Key (2), Size 1 3/4" x 1 1/4" x 9 3/4"• Bolts (40), Size: 2 1/4" x 1/2" with nuts & washers (8 bolts are installed)• Paper Gaskets (2), Size: 23" diameter• Paper Gaskets (4), Size 20" diameter• Bolts (32), Size: 4 1/2" x 1 1/8" with nuts and washers (4 installed)

Associated Parts for A1 & A2 Couplings:



B33AG304A001, Recirc. M/G Set Fluid Drive; B33BM105A001, Recirc. M/G Set Motor.

Note: The couplings are compatible to specific sites. Please see EWII-022 for additional information. Also please note for some utilities two couplings are required for installation with the fluid drives.

B33AG105B001
MG Set Couplings
Boxes 1 – 3

Date Last Revised: 08/08/2005

Box # 2
Couplings (Items C1 & C2)

	
<p>Size # 8 Type CM Fast's Full Flex Couplings</p> <p>Item C1 Serial # 9001927-01 PQC 0504 Item C2 Serial # 9001927-01 PQC 0504</p> <p>Approximate Dimensions: 5'7" L x 3'7" W x 3'5" H Approximate Weight: 1, 896 lbs.</p>	<p><u>Misc. Parts - C1 & C2:</u></p> <ul style="list-style-type: none">• Shaft Key (2), Size: 1 3/4" x 1 1/4" x 9 3/4" (Fluid Drive)• Shaft Key (2), Size 2.0" x 1 3/4" x 9.81" (Generator)• Bolts (32), Size 2" x .5" with nuts and lockwashers (8 bolts are installed)• Bolts (28), Size 4 1/8" x 1 1/8" with nuts and lockwashers (4 bolts are installed)• Paper Gaskets (6)

Associated Parts for C1 & C2 Couplings:

*B33AG304A001 and B33AG305A001, Recirc. M/G Set Fluid Drives;
& B33BM105A001, Recirc. M/G Set Motor*

***Note: The couplings are compatible to specific sites. Please see EWII-022 for additional information.
Also please note for some utilities two couplings are required for installation with the fluid drives.***

B33AG105B001
 MG Set Couplings
 Boxes 1 – 3

Date Last Revised: 08/08/2005

Box # 3
 Couplings (Items B1 & D2)

	
<p>Size # 8 Type CM Fast's Full Flex Couplings Item B1 Serial # 9001926-01 PQC 0503</p> <p>Approximate Dimensions: 5'7" L x 3'7" W x 3'5" H Approximate Weight: 1,408 lbs.</p>	<p><u>Misc. Parts - B1:</u></p> <ul style="list-style-type: none"> • Bolts (20), Size: 2" x 1/2" with nuts and lockwashers • Bolts (14), Size: 4" x 1 1/8" with nuts and lockwashers (2 installed) • Motor Shaft Key (1) Size: 1 3/4" x 1 1/2" x 9.81" • Fluid Drive Shaft Key (1) Size: 1 3/4" x 1 1/4" x 9 3/4" • Paper Gaskets (2) – 20" • Paper Gasket (1) – 23"
	
<p>Size # 8 Type CM Fast's Full Flex Couplings Item D2 Serial # 9001928-01 PQC 0510</p> <p>Approximate Dimensions & Weight: D2 coupling is stored with B1 coupling in box # 3</p>	<p><u>Misc. Parts - D2:</u></p> <ul style="list-style-type: none"> • Generator Shaft Key (1) Size: 1 3/4" x 1 1/2" x 9.81" • Fluid Drive Shaft Key (1) Size: 1 3/4" x 1 1/4" x 9 3/4" • Bolts (16), Size 1 7/8" x 1/2" with nuts and lockwashers, (2 installed) • Bolts (18), Size 4 1/8" x 1 1/8" with nuts and lockwashers • Paper Gaskets (2) – 20" • Paper Gasket (1) – 23"

Associated Parts for B1 & D2 Couplings
B33AG304A001 and B33AG305A001, Recirc. M/G Set Fluid Drives; & B33BM105A001, Recirc. M/G Set Motor

Note: The couplings are compatible to specific sites. Please see EWII-022 for additional information. Also please note for some utilities two couplings are required for installation with the fluid drives.